



























1 100m Butterfly Women Final

























Official



























☰ Entries
☰ Heats
☰ Summary
📄







Total
13 years
14 years
15 years
16 and older

Rank	Competitor	Age	Club	RT	PTS	Result
1	Scott Tessa	15	St Paul's S...	0.73		1:06.70 -3.27 Entry: 1:09.97
	25m: 14.34	50m: 31.66 (17.32)	75m: 49.23 (17.57)			100m: 1:06.70 (17.47)
2	Norris Kahlea	16	Hamilton Aq...	0.67		1:07.45 -1.58 Entry: 1:09.03
	25m: 14.59	50m: 31.75 (17.16)	75m: 49.37 (17.62)			100m: 1:07.45 (18.08)
3	Wilson Caroline	15	Capital Swi...	0.65		1:09.48 -0.24 Entry: 1:09.72
	25m: 14.66	50m: 32.10 (17.44)	75m: 50.36 (18.26)			100m: 1:09.48 (19.12)
4	Spencer Smith Evie	14	Selwyn Swi...	0.72		1:10.10 -2.26 Entry: 1:12.36
	25m: 14.87	50m: 32.96 (18.09)	75m: 51.04 (18.08)			100m: 1:10.10 (19.06)
5	Van Geneijgen Poppy	15	Hamilton Aq...	0.74		1:10.12 +0.51 Entry: 1:09.61
	25m: 14.88	50m: 32.43 (17.55)	75m: 51.10 (18.67)			100m: 1:10.12 (19.02)
6	Bryan Emma	14	Greymouth ...	0.66		1:10.15 -3.06 Entry: 1:13.21
	25m: 14.20	50m: 31.86 (17.66)	75m: 50.28 (18.42)			100m: 1:10.15 (19.87)
7	Du Emma	14	Coast Swim...	0.66		1:10.29 -1.26 Entry: 1:11.55
	25m: 15.27	50m: 32.96 (17.69)	75m: 51.36 (18.40)			100m: 1:10.29 (18.93)
8	Spalding Indie	14	Porirua City...	0.78		1:10.52 -2.75 Entry: 1:13.27
	25m: 14.83	50m: 32.33 (17.50)	75m: 51.03 (18.70)			100m: 1:10.52 (19.49)
9	McNabb Carys	16	Blenheim S...	0.83		1:10.53 -0.77 Entry: 1:11.30
	25m: 14.95	50m: 32.53 (17.58)	75m: 51.12 (18.59)			100m: 1:10.53 (19.41)
10	Thompson Emily	16	Ice Breaker ...	0.72		1:10.67 -3.35 Entry: 1:14.02
	25m: 14.27	50m: 32.12 (17.85)	75m: 50.62 (18.50)			100m: 1:10.67 (20.05)
		14		0.70		1:10.95 -1.44

11	 Alderton Samantha	 St Paul's S...	Entry: 1:12.39
	25m: 14.92 50m: 32.45 (17.53) 75m: 50.86 (18.41) 100m: 1:10.95 (20.09)		
12	 Darby Madison	21  Matamata ...	0.77 1:10.96 -2.86 Entry: 1:13.82
	25m: 14.79 50m: 32.50 (17.71) 75m: 51.28 (18.78) 100m: 1:10.96 (19.68)		
13	 Welch Addison	15  St Paul's S...	0.75 1:10.98 -1.80 Entry: 1:12.78
	25m: 14.71 50m: 32.35 (17.64) 75m: 51.49 (19.14) 100m: 1:10.98 (19.49)		
14	 Humphries Brooke	14  North Shore...	0.70 1:11.07 -2.96 Entry: 1:14.03
	25m: 14.32 50m: 32.42 (18.10) 75m: 51.26 (18.84) 100m: 1:11.07 (19.81)		
15	 Guthrie Camryn	15  Liz van Weli...	0.81 1:11.34 -3.62 Entry: 1:14.96
	25m: 14.92 50m: 32.86 (17.94) 75m: 51.26 (18.40) 100m: 1:11.34 (20.08)		
16	 Tse Hannah	15  Parnell Swi...	0.78 1:11.47 -3.24 Entry: 1:14.71
	25m: 15.26 50m: 33.22 (17.96) 75m: 51.86 (18.64) 100m: 1:11.47 (19.61)		
17	 Hartstonge Kaia	13  Jasi Swim ...	1:11.66 -4.43 Entry: 1:16.09
	25m: 100m: 1:11.66 (1:11.66)	50m: 75m:	
18	 Duske Georgia	13  Evolution A...	1:11.76 -5.24 Entry: 1:17.00
	25m: 100m: 1:11.76 (1:11.76)	50m: 75m:	
19	 Winn Ava	15  Roskill Swi...	0.69 1:12.09 -2.91 Entry: 1:15.00
	25m: 14.51 50m: 32.20 (17.69) 75m: 51.52 (19.32) 100m: 1:12.09 (20.57)		
20	 Chow Gerayn	13  North Shore...	1:12.10 -1.30 Entry: 1:13.40
	25m: 100m: 1:12.10 (1:12.10)	50m: 75m:	
21	 Scott Gemma	13  Waitaha Sw...	1:12.19 -1.58 Entry: 1:13.77
	25m: 100m: 1:12.19 (1:12.19)	50m: 75m:	
22	 Stewart Symi	13  Swim Rotorua	1:12.58 -4.39 Entry: 1:16.97
	25m: 100m: 1:12.58 (1:12.58)	50m: 75m:	
23	 Lott Annabelle	15  Napier Aqu...	0.78 1:13.10 -0.34 Entry: 1:13.44

	25m: 15.55 100m: 1:13.10 (19.71)	50m: 34.17 (18.62)	75m: 53.39 (19.22)			
24	 Blackburn Cayleigh	16	 Waterhole ...	0.80	1:13.15 +1.00 Entry: 1:12.15	
	25m: 15.18 100m: 1:13.15 (21.03)	50m: 32.74 (17.56)	75m: 52.12 (19.38)			
25	 Roberts Heidi	17	 Matamata ...	0.83	1:13.34 -0.88 Entry: 1:14.22	
	25m: 15.82 100m: 1:13.34 (20.25)	50m: 33.98 (18.16)	75m: 53.09 (19.11)			
26	 Windley Arliyah	14	 Palmerston ...	0.83	1:14.01 +1.72 Entry: 1:12.29	
	25m: 15.34 100m: 1:14.01 (21.05)	50m: 33.57 (18.23)	75m: 52.96 (19.39)			
27	 Harrison Charlotte	15	 Porirua City...	0.81	1:14.04 +2.05 Entry: 1:11.99	
	25m: 15.36 100m: 1:14.04 (20.92)	50m: 33.95 (18.59)	75m: 53.12 (19.17)			
28	 Watson Elliot	15	 Ashburton ...	0.72	1:14.33 -0.74 Entry: 1:15.07	
	25m: 100m: 1:14.33 (1:14.33)	50m: 34.35 (34.35)	75m:			
29	 Motley Tyla	16	 Napier Aqu...	0.67	1:14.93 +0.33 Entry: 1:14.60	
	25m: 16.33 100m: 1:14.93 (20.17)	50m: 35.86 (19.53)	75m: 54.76 (18.90)			
30	 Peddie Nieve	14	 Waverley S...	0.71	1:15.05 -2.18 Entry: 1:17.23	
	25m: 100m: 1:15.05 (1:15.05)	50m: 34.58 (34.58)	75m:			
31	 Wilson Bella	16	 Ashburton ...	0.80	1:15.07 +0.58 Entry: 1:14.49	
	25m: 15.57 100m: 1:15.07 (20.03)	50m: 34.71 (19.14)	75m: 55.04 (20.33)			
32	 Mills Meeka	13	 Pukekohe S...		1:16.09 +1.55 Entry: 1:14.54	
	25m: 100m: 1:16.09 (1:16.09)	50m:	75m:			
33	 Choat Sienna	15	 Waitaha Sw...	0.75	1:16.62 +1.74 Entry: 1:14.88	
	25m: 15.53 100m: 1:16.62 (22.46)	50m: 34.52 (18.99)	75m: 54.16 (19.64)			
34	 Sugar Brynn	13	 Tasman Swi...	0.73	1:17.26 -5.18 Entry: 1:22.44	
	25m: 100m: 1:17.26 (1:17.26)	50m: 35.65 (35.65)	75m:			
35	 Cunningham Kate	14	 Vikings Swi...	0.82	1:17.99 +1.58 Entry: 1:16.41	
	25m: 16.37 100m: 1:17.99 (20.86)	50m: 36.34 (19.97)	75m: 57.13 (20.79)			

36	 Neo Jazlyn	15	 HPK	Howick Pak...	0.70	1:18.20 +1.24 Entry: 1:16.96
	25m:	50m:	35.62 (35.62)	75m:		
	100m:	1:18.20 (1:18.20)				
37	 Herbert Josie	13	 Swim Timaru			1:18.26 -0.64 Entry: 1:18.90
	25m:	50m:		75m:		
	100m:	1:18.26 (1:18.26)				
38	 Bowskill Charlotte	16	 Pukekohe S...		0.75	1:18.28 +3.10 Entry: 1:15.18
	25m:	50m:	35.64 (19.65)	75m:	56.48 (20.84)	
	100m:	1:18.28 (21.80)				
39	 Tang Winnie	14	 North Shore...		0.65	1:18.53 +1.96 Entry: 1:16.57
	25m:	50m:	35.35 (19.46)	75m:	55.88 (20.53)	
	100m:	1:18.53 (22.65)				
40	 Sherwin Olivia	15	 Kiwi West A...		0.83	1:18.94 +1.80 Entry: 1:17.14
	25m:	50m:	35.82 (35.82)	75m:		
	100m:	1:18.94 (1:18.94)				
41	 Whyte Tamara	13	 Kiwi West A...		0.75	1:19.06 -1.69 Entry: 1:20.75
	25m:	50m:	35.38 (35.38)	75m:		
	100m:	1:19.06 (1:19.06)				
42	 Caviale-Delzescaux Lili	13	 Napier Aqu...		0.70	1:19.64 -2.13 Entry: 1:21.77
	25m:	50m:	36.56 (36.56)	75m:		
	100m:	1:19.64 (1:19.64)				
43	 Breacker Joanne	13	 Mt Eden Sw...		0.72	1:20.45 +0.83 Entry: 1:19.62
	25m:	50m:	38.50 (38.50)	75m:		
	100m:	1:20.45 (1:20.45)				
44	 Savry Melody	13	 North Cant...		0.71	1:21.21 -0.21 Entry: 1:21.42
	25m:	50m:	37.28 (37.28)	75m:		
	100m:	1:21.21 (1:21.21)				
45	 Kappagoda Maya	13	 Raumati Sw...			1:21.51 +2.88 Entry: 1:18.63
	25m:	50m:		75m:		
	100m:	1:21.51 (1:21.51)				
46	 Tayler Myla	13	 Pukekohe S...		0.71	1:21.56 +2.58 Entry: 1:18.98
	25m:	50m:	35.10 (35.10)	75m:		
	100m:	1:21.56 (1:21.56)				
47	 Elbourne Ava	13	 TBSS Centr...		0.62	1:22.22 +1.66 Entry: 1:20.56
	25m:	50m:	36.45 (36.45)	75m:		
	100m:	1:22.22 (1:22.22)				
48	 McDonald Nikita	13	 TBSS Centr...		0.68	1:22.89 +0.53 Entry: 1:22.36
	25m:	50m:		75m:		
	100m:					

	25m: 100m: 1:22.89 (1:22.89)	50m: 35.52 (35.52)	75m:			
49	 Bavihal Mana		14	 Roskill Swi...	0.75	1:23.26 +7.58 Entry: 1:15.68
	25m: 16.72 100m: 1:23.26 (23.71)	50m: 36.95 (20.23)	75m: 59.55 (22.60)			
-	 Fritchley Ella		13	 Heretaunga...		Entry: 1:18.97
	25m: 100m:	50m:	75m:			
-	 Ericson Maddie		13	 Wharenui S...		Entry: 1:14.33
	25m: 100m:	50m:	75m:			